

Grades 1-2  
Sunday School  
Year 1  
Copy Masters

This CD contains six PDF files that can be read using Adobe Reader®.

Adobe Reader is a registered trademark of Adobe Systems Incorporated.

The copy masters for Grades 1-2 Sunday School Year 1 lessons are found in three files:

01CM1\_2Yr1Fall.pdf  
02CM1\_2Yr1Winter.pdf  
03CM1\_2Yr1Spring.pdf

Three additional files contain music sheets for the selections on the Christ-Light audio CDs. Lead sheets, with melody line and guitar chords, are provided for the *Memory Treasures: Hymns* and *Memory Treasures: Passages* CDs. Sheet music (complete accompaniment) is provided for each of the selections on the *Christ-Light Songs: Grades 1-2* CD.

MemTreasHymns.pdf  
MemTreasPassages.pdf  
Song1\_2.pdf

### **Printing Copy Masters**

To avoid potential printing difficulties, use the latest available version of Adobe Reader. If your computer does not have Adobe Reader or has an outdated version, you may download the latest version for free at [www.adobe.com](http://www.adobe.com).

In order to achieve the highest quality when printing copy masters, and to make sure that the page numbers print, do the following: from the print menu, click on "Page Scaling" and set to "Fit to Printable Area."

**Note:** No matter which page is on the screen, when you click on the print button, the default option will be to print all the pages of the PDF file.

If you wish to print just certain pages, click on the Bookmarks tab usually found to the left of the open page. Note the page numbers on the bookmark for the pages you wish to print. In the print window, indicate that range of pages. You can also click on the page you wish to print, then in the print window, click on "current page."

### **Copyright Information**

All rights reserved. The contents of this CD may be reproduced and used only by the purchasing school or congregation. Sharing this material with other congregations or schools is prohibited.



## **COPY MASTERS**

GRADES 1-2  
YEAR 1 | SPRING

## **Sunday School**



Northwestern  
Publishing House  
Milwaukee, Wisconsin

---

*I am the light of the world.  
Whoever follows me will never walk in darkness,  
but will have the light of life.*

John 8:12  
(NIV 1984)

---



Project Coordinators: Owen Dorn, Raymond Schumacher  
Editorial Team: Lynn Groth, Wendi Guenterberg  
Art Director: Karen Knutson  
Design Team: Pamela Dunn, Sarah Oberhofer, Lynda Williams  
Illustrators (line art): Randy Chewning, Len Ebert, Anne Kennedy, Nan Pollard

We extend our thanks to the many employees of Northwestern Publishing House who have contributed to this project.


Hymn and hymnal references, unless otherwise indicated, are to *Christian Worship: A Lutheran Hymnal*. © 1993 by Northwestern Publishing House.

Catechism materials are taken from *Luther's Catechism: Revised*. © 1998 by Northwestern Publishing House.

Christ-Light and the Christ-Light logo are registered property of Northwestern Publishing House.

Northwestern Publishing House  
1250 N. 113th St., Milwaukee, WI 53226-3284  
[www.nph.net](http://www.nph.net)  
© 2012 by Northwestern Publishing House  
Published 2012  
Printed in the United States of America  
ISBN 978-0-8100-2132-7

All rights reserved. The contents of this CD may be reproduced and used only by the purchasing school or congregation. Sharing this material with other congregations or schools is prohibited.





# Child of God

Traditional, st. 1; Jaroslav J. Vajda, st. 2-5

Southern Folk Song

D\*

1. If an - y - bod - y asks you who I am, \_\_\_\_\_  
 2. If an - y - bod - y asks you how I am, \_\_\_\_\_  
 3. If an - y - bod - y asks you what that means, \_\_\_\_\_  
 4. If an - y - bod - y asks you where I'm go - ing, \_\_\_\_\_  
 5. If an - y - bod - y asks you who's my friend, \_\_\_\_\_

Who I am, \_\_\_\_\_ who I am, \_\_\_\_\_  
 How I am, \_\_\_\_\_ how I am, \_\_\_\_\_  
 What that means, \_\_\_\_\_ what that means, \_\_\_\_\_  
 Where I'm go - ing, \_\_\_\_\_ where I'm go - ing, \_\_\_\_\_  
 Who's my friend, \_\_\_\_\_ who's my friend, \_\_\_\_\_

D

If an - y - bod - y asks you who I am, \_\_\_\_\_  
 If an - y - bod - y asks you how I am, \_\_\_\_\_  
 If an - y - bod - y asks you what that means, \_\_\_\_\_  
 If an - y - bod - y asks you where I'm go - ing, \_\_\_\_\_  
 If an - y - bod - y asks you who's my friend, \_\_\_\_\_

Say that I'm a child of God. \_\_\_\_\_  
 Say that I'm a live and free. \_\_\_\_\_  
 Say that I was born a gain. \_\_\_\_\_  
 Say that I am go - ing to heav'n. \_\_\_\_\_  
 Say that Je - sus is his name. \_\_\_\_\_

\* Chords in D Major

Text st. 2-5, Setting: From *Little Ones Sing Praise* © 1984 Concordia Publishing House. All rights reserved. Used with permission.

# Jesus Teaches Nicodemus

## God's Word in the Lesson

Listen to each sentence. Match it to the person who said it by drawing a line to connect the dots.

1. "Does a grown-up have to become a baby again to be 'born again'?" •

2. "All people are born sinful." •

3. "People can be born again through water and the Holy Spirit."

4. "The Holy Spirit changes people who love sin into people who love God."



Jesus



Nicodemus

## God's Word in My Life

Color the first letter. Skip a letter, and color the next one. Continue this way to the end. You will see something the Holy Spirit gives you. Then finish drawing the book the Holy Spirit wants you to learn from regularly to help your faith grow.



# Something Is Missing

## God's Word in the Lesson

Some of the words in the sentences below have letters missing! Finish each word to complete the sentences. You may use the clues in the box for help. Some clues will be left over.

1. N i c o \_\_\_\_\_ came to see Jesus at night.
2. He wanted to learn more about Jesus and his k i n g \_\_\_\_\_.
3. Jesus told Nicodemus, "If you want to become a c h \_\_\_\_\_ of God, you must be b \_\_\_\_\_ again."
4. Jesus explained that the Holy S p i r \_\_\_\_\_ brings people to faith through B a p \_\_\_\_\_.
5. Jesus said he would die on a c r \_\_\_\_\_.
6. All who believe in Jesus will have e t e r \_\_\_\_\_ life in heaven.

orn	od	ish	it	ild	tism	demus
rld	ernal	nal	oss	dom	on	lieves

## God's Word in My Life

Use the remaining clues from the box above to complete the wonderful promise Jesus gave to Nicodemus and to you.

G \_\_\_\_\_ loved the w o \_\_\_\_\_ so much that he sent his  
 S \_\_\_\_\_ to be the Savior. Whoever b e \_\_\_\_\_  
 in him shall not p e r \_\_\_\_\_  
 but have e t \_\_\_\_\_ life.

# Jesus Teaches Nicodemus About Faith

## God's Word in the Lesson

What word completes each sentence? Draw a picture in the box to represent the word.




1. Jesus told Nicodemus that a person can be born again through  and the Holy Spirit.
2. Baptism makes us  of God.
3. Jesus said, "You can  the wind blowing, but you can't  it."
4. The Holy Spirit changes us from people who  sin into people who  God.
5. Jesus said he would die on a  so people could enter the kingdom of God.

## God's Word in My Life

Compare yourself to Nicodemus. Write your name in the box and complete the sentences.

1. I wanted to learn more about Jesus so I went to him \_\_\_\_\_.
2. I want to learn more about Jesus so I \_\_\_\_\_.
3. I was born \_\_\_\_\_.
4. I was born \_\_\_\_\_.
5. The Holy Spirit gave me \_\_\_\_\_ in Jesus.
6. \_\_\_\_\_.






3. Sabbath Day



4. father and mother



5. murder



6. adultery



# It's Jesus!



Lynn Groth

C F

1. In the first book of the Bi - ble, God prom - ised he would  
tell you just what hap - pened, Luke chap - ter two does

C F C D7

send Some - one to fight the dev - il And make his pow - er  
say, God sent his Son, the Sav - ior. He came on Christ - mas

G C F

end. Lat - er in God's Word the Bi - ble, God said a child would  
Day. On - ly God's Son is the an - swer To all our guilt and

C F C D7

come. And he would grow up per - fect And die for ev - 'ry -  
sin, And he has homes in heav - en, Where we will live with

It's Jesus!, cont.

G F C F

one.  
him. Who is he? Who is he? Who is this spe - cial

G F 1.C D7 G

one? It's Je - sus! It's Je - sus— God's one and on - ly Son! 2. Let me

2.C F G C


Je - sus— God's one and on - ly Son!

Setting by Joel Mattes. Text, Tune, Setting: © 2011 Northwestern Publishing House. All rights reserved.



# Jesus Preaches in His Hometown

## God's Word in the Lesson



Look at the three pictures. Which one goes with each sentence? Draw the picture in the box.




1. This is what Jesus read God's Word from.



2. This reminds you of who Jesus said he is.



3. This is where people tried to kill Jesus.



## God's Word in My Life

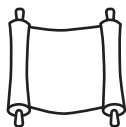
Listen to each memory treasure. Which one says that those who believe in Jesus as their Savior will go to heaven? Color that scroll blue. Which memory treasure tells us to remember God's special day to hear his Word? Color that scroll yellow.



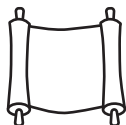
# Hear God's Word

## God's Word in the Lesson and in My Life


Choose the best word from the large scroll to complete each sentence. Write the letter of your answer in the small scroll beside each sentence.



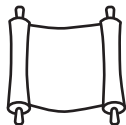
1. Jesus went to \_\_\_\_\_.



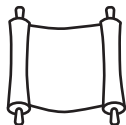
2. He read God's Word from a \_\_\_\_\_.



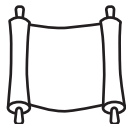
3. The \_\_\_\_\_ did not believe that Jesus was the promised Savior.



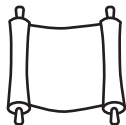
4. They wanted to push Jesus over a \_\_\_\_\_.



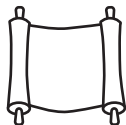
5. But \_\_\_\_\_ walked away.



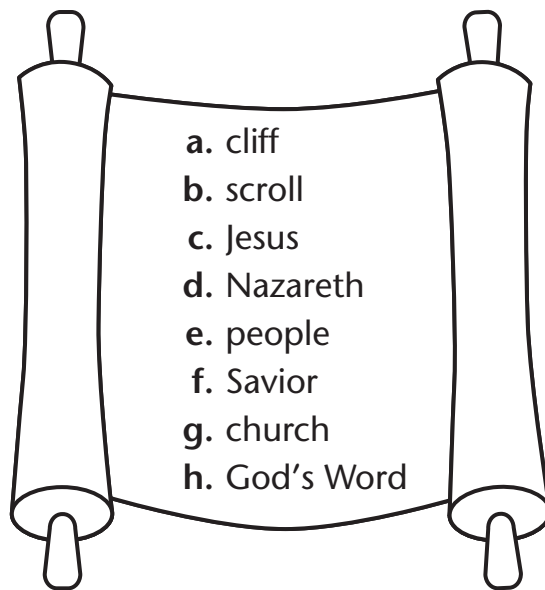
6. I believe that Jesus is my \_\_\_\_\_.



7. The Holy Spirit uses \_\_\_\_\_ to keep my faith strong.

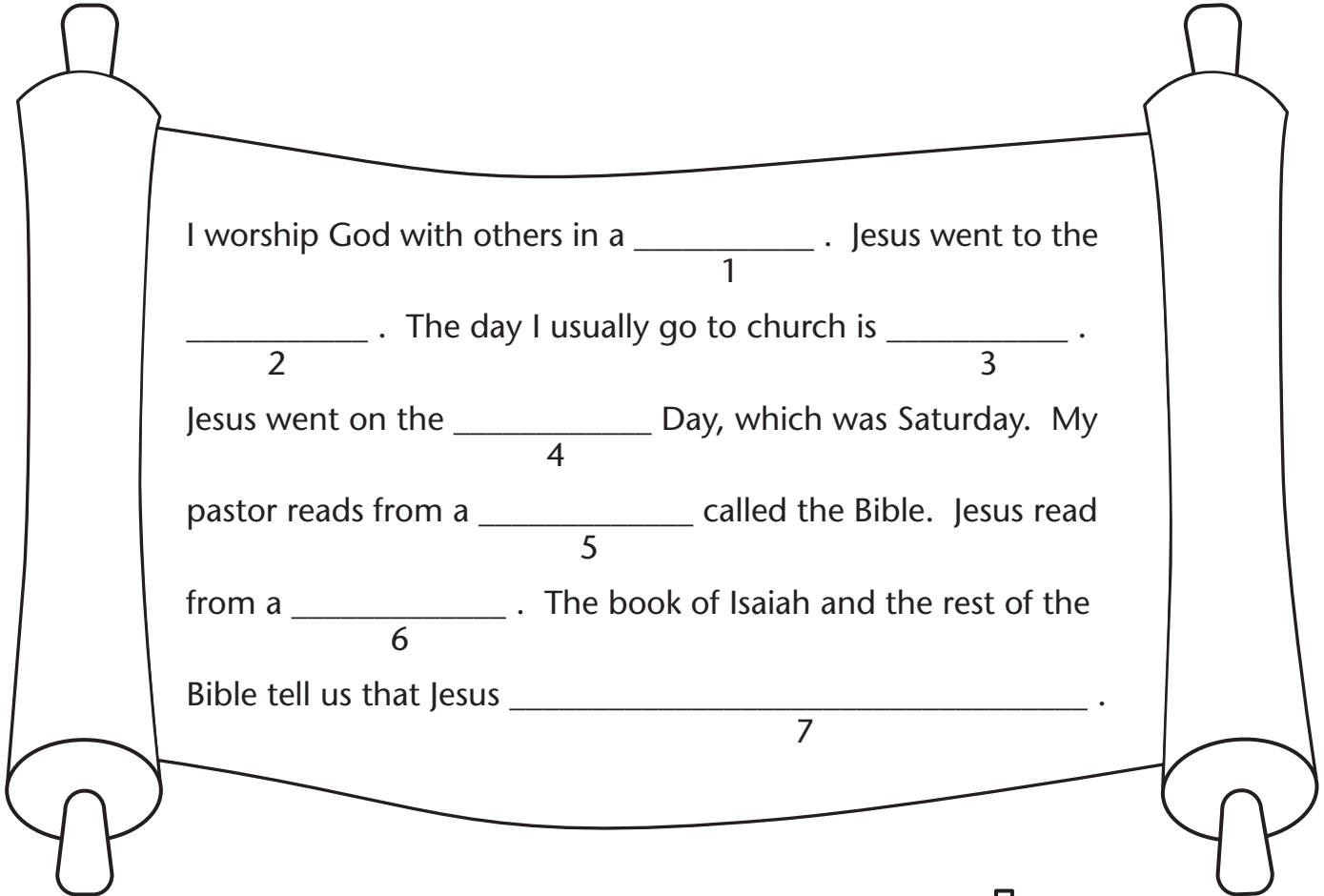


8. I can hear and learn God's Word in \_\_\_\_\_.



# The Word Then and Now

Compare Jesus' preaching in Nazareth with how you learn God's Word today. Complete the sentences. Use your student lesson for help.



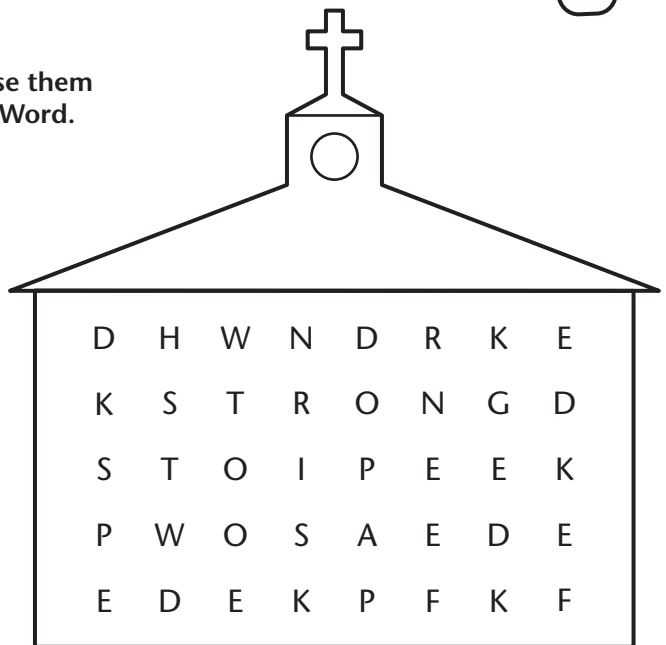
Find and circle the following words in the church. Then use them in a sentence that tells why it is important to learn God's Word.

STRONG WORD KEEP FAITH

\_\_\_\_\_

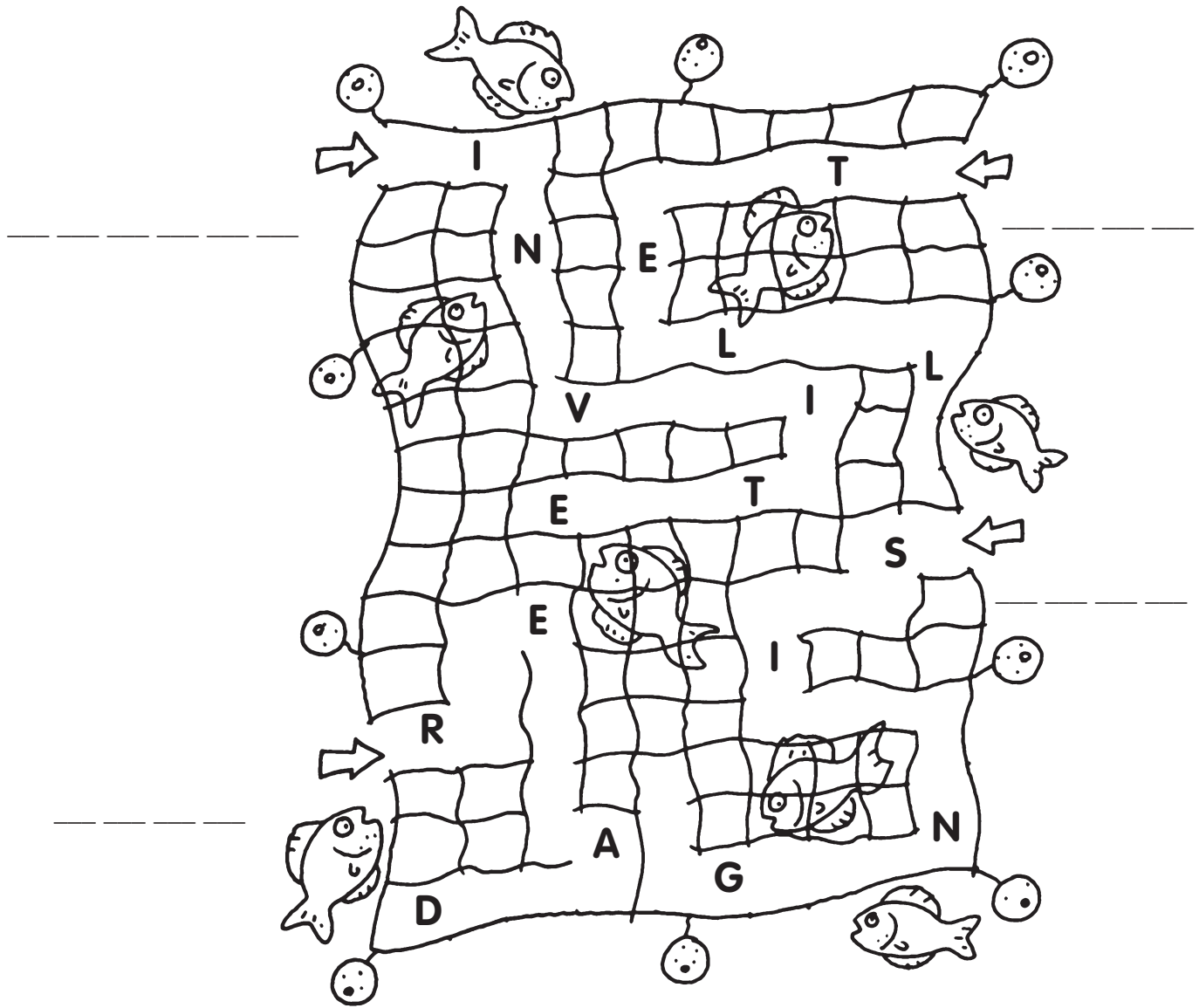
\_\_\_\_\_

\_\_\_\_\_



# How Can I Share God's Word?

Follow each of the four arrows through the broken fishing net maze. Write the letters you cross on the lines below the arrows. Your answers will name four ways you can share God's Word with others.







# Jesus Said, "Come, Follow Me"

Jane L. Fryar

Anonymous

D A7 D

1. Je - sus said, "Come, fol - low me!"  
2. We will share our Sav - ior's love,

A7 D

Je - sus said, "Come, fol - low me!"  
We will share our Sav - ior's love.

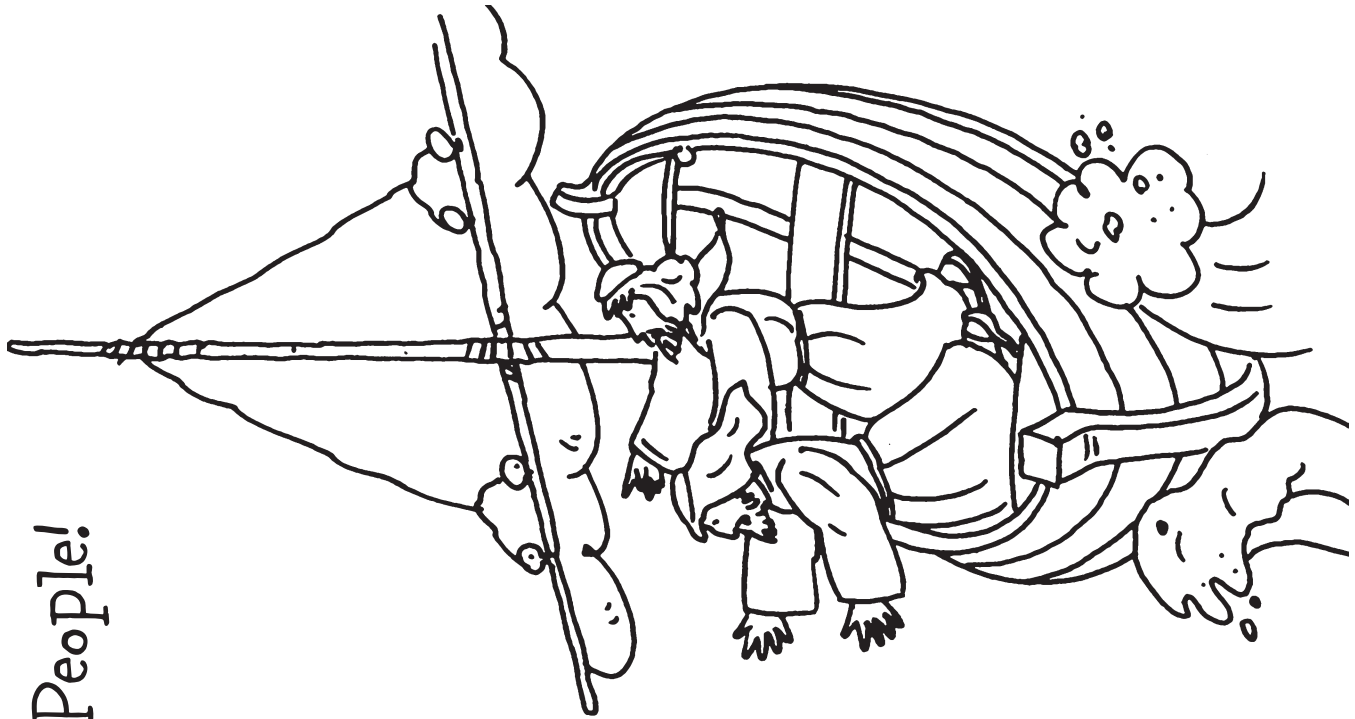
G F#min B min

I will show you what to do. I will help you, be with you."  
Je - sus loves us all, you see, died for you and died for me.

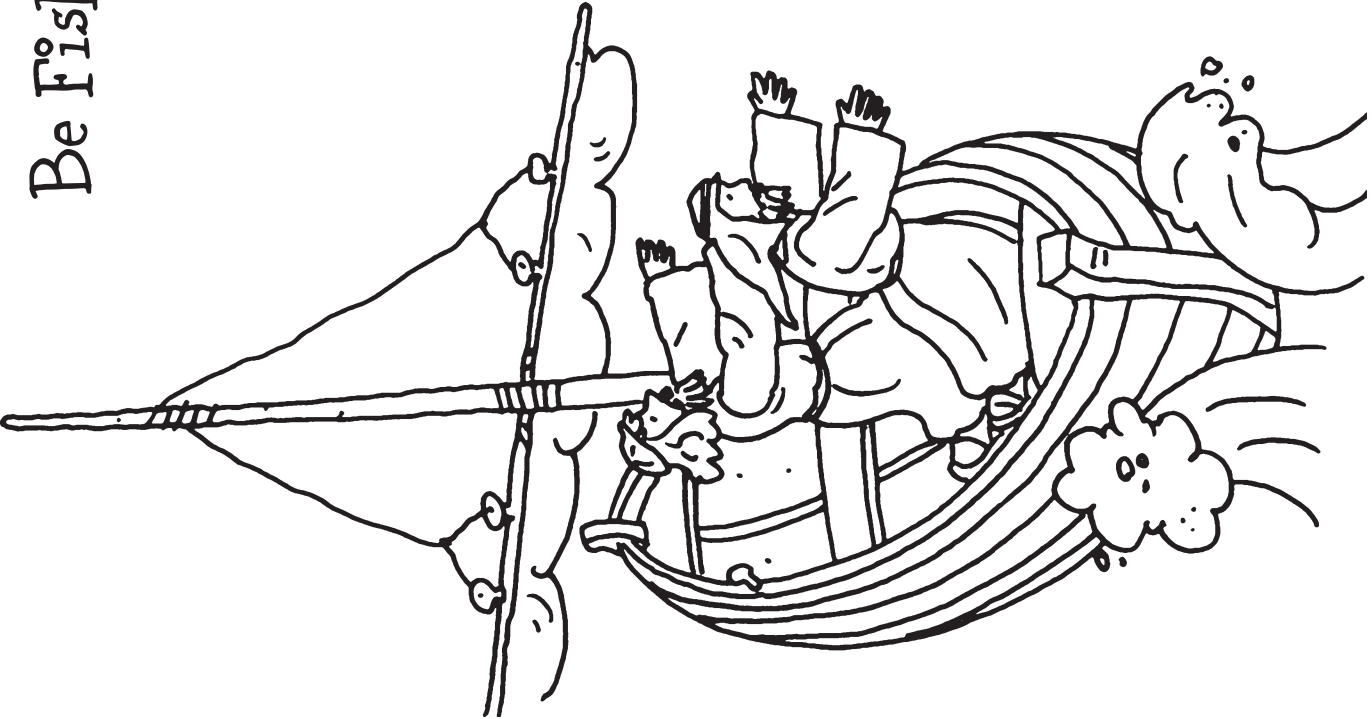
D A7 D

Je - sus said, "Come, fol - low me!"  
We will share our Sav - ior's love.

Text, Tune: From *Songs Kids Love to Sing* © 1990 Concordia Publishing House. All rights reserved. Used with permission.  
Setting by Carl Nolte: © 1998 Northwestern Publishing House. All rights reserved.









Be Fishers of People!



# A Big Catch

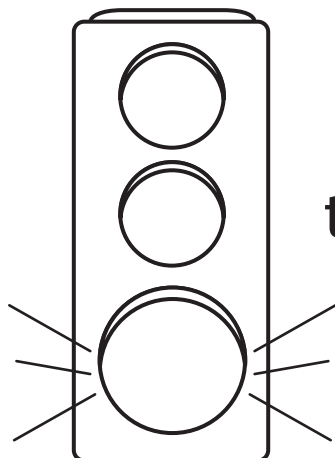
## God's Word in the Lesson

Something's fishy! Not all of these sentences are true. If the sentence your teacher reads is true, color the fish. If it is not true, do not color the fish.

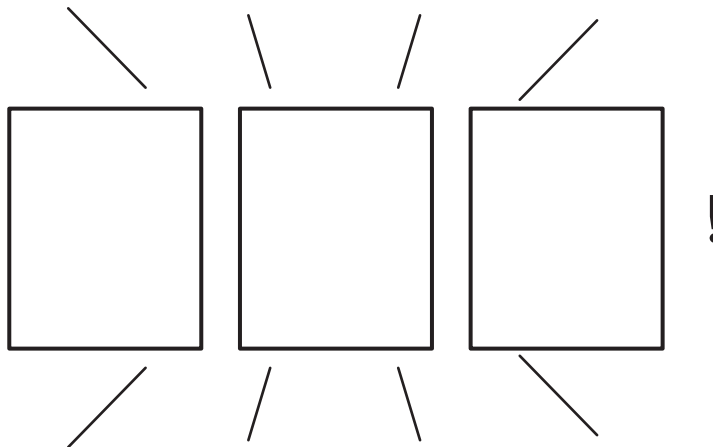
1.  Jesus spoke to the people from John's boat.
2.  Jesus told Peter to go to the deep water and fish.
3.  Peter said to Jesus, "We caught lots of fish last night."
4.  Jesus gave Peter and the others a lot of fish.
5.  Jesus showed his almighty power.
6.  To "catch people" means to tell people about Jesus.

## God's Word in My Life

What does a green traffic light tell you to do? Write "GO" on the light. Add one more letter to "GO" to write the name of a person you want to tell others about. Your teacher will help you.



**tell about**



# Something's Fishy!

## God's Word in the Lesson

Something's fishy! Not all of these sentences are true! If the sentence is true, draw a tail on the fish. If it is false, do not draw a tail.



1. Jesus spoke to the people from John's boat.



2. Jesus told Peter to go to the deep water and fish.



3. Peter said to Jesus, "We caught lots of fish last night."



4. Jesus gave Peter and the others a lot of fish.



5. Jesus showed his almighty power.



6. To "catch people" means to tell people about Jesus.

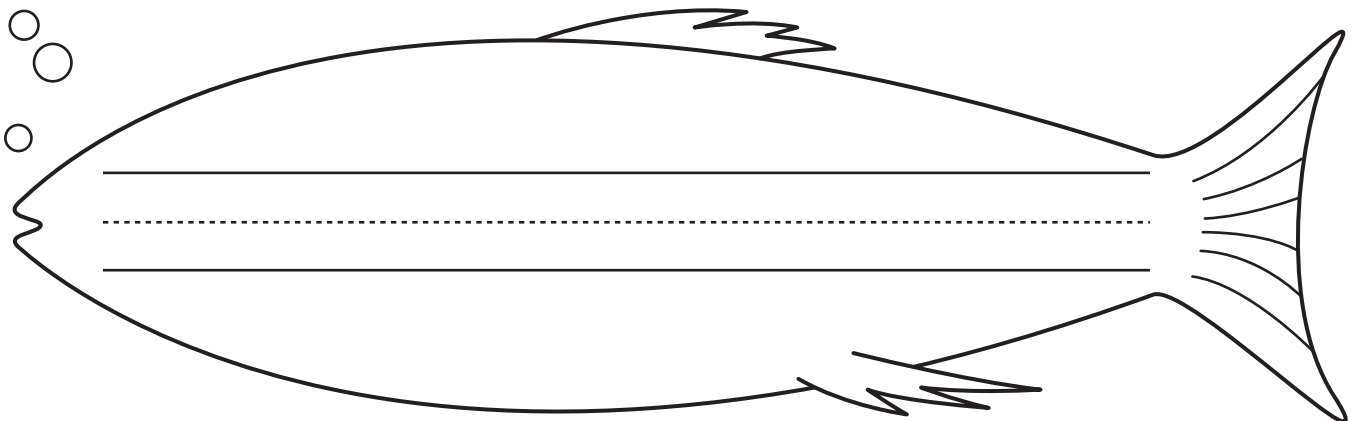
## God's Word in My Life

Pretend that you have met someone who doesn't know about Jesus. In the fish, copy the sentence that tells something true you can say to that person about Jesus.

Jesus is far away from you.

Jesus likes sin.

Jesus loves you.



# Fish for People

## God's Word in the Lesson

Add a tail to the fish if the sentence is true. Do not draw a tail if the sentence is false.



1. Jesus was preaching on the shore of the Red Sea.



2. Jesus climbed into the boat belonging to Peter and Andrew.



3. The best time to catch fish was during the day.



4. Peter and his friends caught so many fish that they needed help.



5. Jesus showed the disciples his almighty power.



6. Peter didn't think he was a sinner.



7. Jesus told Peter that Peter would catch fish for the rest of his life.



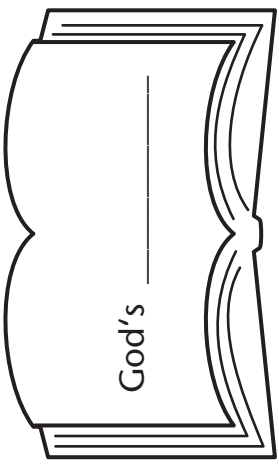

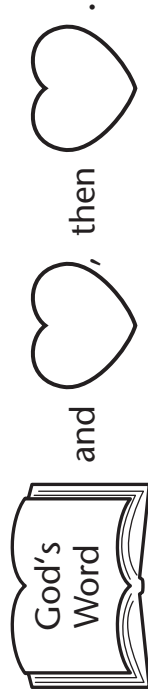

8. To "catch people" means to tell them about the Savior.

## God's Word in My Life

What is one way you can be a "fisher of people"? Write your answer in the fish below.




# The Parable of the Farmer and the Seed

<p>ROW 1</p> <p>The _____ is like _____ seed</p> 	<p>ROW 2</p> <p>The _____ is like people who hear _____ and _____</p> 	<p>ROW 3</p> <p>The _____ are like people who hear _____ and _____, then _____</p> 	<p>ROW 4</p> <p>The _____ is like the hearts of people who hear _____ and _____</p> 
---	--	---	---



Some people believe God's Word at first



Some people believe God's Word and show their faith.



Some people never believe God's Word.



but then turn away from it.

# Grow Good Plants

## God's Word in the Lesson and in My Life

If the children's words show they are believers, use your crayons to draw healthy, green plants in their picture frames. If their words show they do not have faith, draw dead, brown plants. Then circle the correct answer to the question.

<p>1.</p>  <p>Mom, when can we leave for church?</p>	<p>2.</p>  <p>I don't believe those stories about Jesus!</p>
<p>3.</p>  <p>Jesus loves me, this I know.</p>	<p>4.</p>  <p>Sir, can I help you?</p>

5. Who put faith in your heart?

Pastor

Mom and Dad

the Holy Spirit



# Faith Grows!

## God's Word in the Lesson and in My Life

If the children's words show they are believers, use your crayons to draw healthy, green plants in their picture frames. If their words show they do not have faith, draw dead, brown plants. Pretend the last child is you. Write words that show your faith. Don't forget to draw your face and a green plant! Then answer the question.

<p>1.</p> <p>Mom, when can we leave for church?</p>	<p>2.</p> <p>I don't believe those stories about Jesus!</p>
<p>3.</p> <p>Jesus loves me, this I know.</p>	<p>4.</p> <p>Sir, can I help you?</p>
<p>5.</p>	<p>6.</p> <p>Who put faith in your heart?</p> <hr/>

# Grow Strong

Draw a healthy plant in the first pot. The first child has a healthy faith. In the speech balloon, write something that child might say. Draw a dead plant in the second pot. The second child has no faith. Write something that child might say. Then draw yourself, and make the last plant and speech balloon tell about you!

1.




A simple line drawing of a boy with short, dark, curly hair, a friendly expression, and a white t-shirt. To his left is a small, empty rectangular pot.




A large, empty rounded rectangular speech bubble with a small tail pointing towards the boy's mouth.

2.




A simple line drawing of a girl with shoulder-length dark hair and bangs, a neutral expression, and a white collared shirt. To her left is a small, empty rectangular pot.




A large, empty rounded rectangular speech bubble with a small tail pointing towards the girl's mouth.


3.




A small, empty rectangular pot.






































A large, empty rounded rectangular speech bubble with a small tail pointing towards the pot.





# Hidden Picture

Listen as your teacher tells you which boxes to color. You will find a picture that answers the question, What did Jesus do to help you with your biggest problem?

1					
2					
3					
4					
5					
6					
7					

# Jesus Helps Me

## God's Word in the Lesson and in My Life

You learned something very important in today's Bible lesson. Use the code below to find a message that reviews what you learned.

A B C D C E B F G B H I E B

H J C K J G F B C

A B C D C E B F G C L B



### CODE

Change every A to a J, every B to an E, and so on.

A → J	E → H	I → T
B → E	F → L	J → I
C → S	G → P	K → C
D → U	H → D	L → M

# Let's Praise the Power of Jesus' Name



Lynn Groth (based on "All Hail the Power of Jesus' Name")

Oliver Holden

F Gmin C7

1. Let's praise the pow'r of Je - sus' name As on our knees we  
 2. Let's bring our sins to Je - sus' feet, The big sins and the  
 3. Let's show him love in all we do In an - swer to his

F C7 F C F C

fall.  
small.  
call.

He is our Sav - ior, might - y King. Let's

F C Dmin G C F

crown him Lord of all! He is our Sav - ior,

C F C7 F C7 F

might - y King. Let's crown him Lord of all!

Text: © 2006 Northwestern Publishing House. All rights reserved.

Setting by Otto Schenk: From *Favorite Hymns for the Piano and Keyboard*, Vol. 1 © 2001 Northwestern Publishing House. All rights reserved.

# Jesus Is Powerful

Listen as your teacher tells you what to do in each box.


1.

Draw what Jesus slept on.

2.

Draw what scared the disciples.

3.



Write what Jesus told the storm.

4.

Draw how you feel to know Jesus has power to help in times of trouble.

5.

Draw a trouble you have. Trust that Jesus can help you with it!



# Help From Jesus

## God's Word in the Lesson

Circle each sentence that is true. Draw a line through each sentence that is false.

1. After Jesus had preached God's Word and healed people all day, he was very tired.
2. Jesus and his disciples sailed across the Jordan River.
3. When the terrible storm began, Jesus woke up.
4. The frightened disciples cried out to Jesus for help.
5. Jesus used his almighty power to calm the storm.

## God's Word in My Life

Solve the "math" problems below to find words that make a very important message.  
(Example: bike – ke + g = big)

JEANS – ANS + SUS = \_\_\_\_\_

HEAD – AD + LPED = \_\_\_\_\_

TOOTH – TOO + E = \_\_\_\_\_

DISC + SLIP – SL + LES = \_\_\_\_\_ .

JEEP – EP + SUS = \_\_\_\_\_

HE + LAPS – A = \_\_\_\_\_

HIM – HI + E = \_\_\_\_\_ .

# Jesus Calms the Storm


Circle the word under "True" if the sentence is true and the word under "False" if it is false. Then write each circled word in the matching numbered box below. You'll form a sentence that tells how Jesus helps us.

- |   | True         | False         |
|---|--------------|---------------|
| 1. After preaching God's Word and healing people all day, Jesus was very tired. | (5) HIS      | (5) OUR       |
| 2. Jesus and his disciples sailed across the Jordan River.                      | (7) TRICKS   | (7) POWER     |
| 3. When the terrible storm began, Jesus woke up.                                | (2) HURTS    | (2) HELPS     |
| 4. The frightened disciples cried out to Jesus for help.                        | (6) ALMIGHTY | (6) MAGIC     |
| 5. Jesus used his almighty power to stop the storm.                             | (3) US       | (3) THEM      |
| 6. The disciples were amazed by Jesus' miracle.                                 | (1) JESUS    | (1) DISCIPLES |
| 7. Jesus used his power to show he is the almighty Son of God.                  | (4) WITH     | (4) WITHOUT   |

1	2	3	4	5	6	7	!
---	---	---	---	---	---	---	---

Draw a picture to illustrate each sentence.

<p><b>Draw a trouble you might have.</b></p>	<p><b>Draw a way Jesus might help you with that trouble.</b></p>
--	--



# I Will Live!

## God's Word in the Lesson

Cut out the three pictures on the other page your teacher has given you. Glue them in the correct order in the squares below.

1	2	3
---	---	---

## God's Word in My Life

Cut out the letters on the other page your teacher has given you. Glue each in the correct box by matching the numbers. You will find some wonderful news!

1	2	3	4	5	6	7
---	---	---	---	---	---	---

8	9	10	11	12
---	---	----	----	----

13	14	15	16	17
----	----	----	----	----

18	19
----	----

20	21	22	23
----	----	----	----

24 !
------



<b>E</b> 16	<b>S</b> 18	<b>B</b> 1	<b>U</b> 11	<b>A</b> 4	<b>C</b> 3	<b>E</b> 9	<b>O</b> 19
<b>E</b> 7	<b>I</b> 14	<b>U</b> 5	<b>E</b> 2	<b>J</b> 8	<b>S</b> 10	<b>S</b> 12	<b>S</b> 17
<b>W</b> 20	<b>I</b> 24	<b>V</b> 15	<b>L</b> 13	<b>L</b> 22	<b>L</b> 23	<b>S</b> 6	<b>I</b> 21

# Jesus Raises a Dead Girl

## God's Word in the Lesson

Use the words in the box to complete the crossword puzzle.

### Across

1. Jairus asked Jesus to help his \_\_\_\_.

2. Jesus brought her back to \_\_\_\_.

### Down

1. Jairus' little girl had \_\_\_\_.

3. Jesus did a \_\_\_\_.

4. \_\_\_\_ has power over death.

daughter  
died  
Jesus  
miracle  
life

## God's Word in My Life

Write each set of letters in backward order to find some wonderful news!

\_\_\_\_\_ e s u a c e B \_\_\_\_\_ s u s e j \_\_\_\_\_ s e v i l \_\_\_\_\_

\_\_\_\_\_ o s \_\_\_\_\_ l l i w \_\_\_\_\_ l \_\_\_\_\_

# Jesus Shows His Power Over Death

## God's Word in the Lesson

Complete the sentences to tell the story.

Jairus' daughter was so sick that she was about to \_\_\_\_\_ 1 . Jairus begged Jesus to put his \_\_\_\_\_ 2 so that she would get well and live. While Jesus was on his way to Jairus' house, \_\_\_\_\_ 3 . Jesus told Jairus, "Don't be afraid. Just \_\_\_\_\_ 4 and your \_\_\_\_\_ 5 ." People laughed when Jesus said the girl was only \_\_\_\_\_ 6 ; they knew that \_\_\_\_\_ 7 . Jesus took the girl's parents and three disciples \_\_\_\_\_ 8 . He took the girl's hand and said to her, "Little girl, \_\_\_\_\_ 9 !" Right away the girl \_\_\_\_\_ 10 . Jesus showed his power as God by \_\_\_\_\_ 11 .





## God's Word in My Life

Cut apart the word boxes. Use them to make a sentence about what will happen at the end of the world. Glue the boxes into place.









Jesus will \_\_\_\_\_ my \_\_\_\_\_ to \_\_\_\_\_  
and \_\_\_\_\_ it with my \_\_\_\_\_ in \_\_\_\_\_ .



soul	dead	join	raise	life	heaven	body
------	------	------	-------	------	--------	------





 <p>_____</p> <p>.....</p> <p>_____</p> <p>_____</p> <p>.....</p> <p>_____</p> <p>_____</p>	 <p>_____</p> <p>.....</p> <p>_____</p> <p>_____</p> <p>.....</p> <p>_____</p> <p>_____</p>
 <p>_____</p> <p>.....</p> <p>_____</p> <p>_____</p> <p>.....</p> <p>_____</p> <p>_____</p>	 <p>_____</p> <p>.....</p> <p>_____</p> <p>_____</p> <p>.....</p> <p>_____</p> <p>_____</p>
 <p>_____</p> <p>.....</p> <p>_____</p> <p>_____</p> <p>.....</p> <p>_____</p> <p>_____</p>	 <p>_____</p> <p>.....</p> <p>_____</p> <p>_____</p> <p>.....</p> <p>_____</p> <p>_____</p>
 <p>_____</p> <p>.....</p> <p>_____</p> <p>_____</p> <p>.....</p> <p>_____</p> <p>_____</p>	 <p>_____</p> <p>.....</p> <p>_____</p> <p>_____</p> <p>.....</p> <p>_____</p> <p>_____</p>

pray to  
Jesus for  
help!

# Jesus Helps Me

## God's Word in the Lesson

Listen as your teacher reads words that either Jesus or the gentile woman from the lesson said. Circle the picture of Jesus or the woman.



1. "Lord, help me!"



2. "Please make her well!"



3. "It is not right to take the children's food and give it to their dogs."



4. "Even the dogs get to eat the crumbs."



5. "You have a strong faith."



6. "Go home. I have healed your daughter."

## God's Word in My Life

In the first box, draw a picture of someone you can see who helps you. In the second box, draw someone you can't see who has all power to help you. Circle the one who can help with any trouble.

--	--

# Jesus Helps

## God's Word in the Lesson

Listen as your teacher reads words that either Jesus or the gentile woman from the lesson said. Circle the picture of Jesus or the woman.



1. "Lord, help me!"



2. "Please make her well!"



3. "It is not right to take the children's food and give it to their dogs."



4. "Even the dogs get to eat the crumbs."



5. "You have a strong faith."



6. "Go home. I have healed your daughter."

## God's Word in My Life

In each of the boxes below, draw a picture of someone who can help you when you have troubles. Write the name of each helper on the line below each box. Remember to draw the person who helped the woman in our lesson. When all the pictures and names are filled in, put a circle around the one who can help you the most.

## Who Helps You?

---



---



---



---



---



---



---



---



---



---



---



---

# Please Help Me, Jesus

## God's Word in the Lesson

Match the two sentence parts by joining the dots.

- |                                  |                                     |
|----------------------------------|-------------------------------------|
| 1. The woman who came to Jesus • | • a. the promised Savior.           |
| 2. She had learned about •       | • b. help her right away.           |
| 3. She asked Jesus •             | • c. was a Gentile.                 |
| 4. Jesus did not •               | • d. to heal her daughter.          |
| 5. The woman kept on •           | • e. her prayer.                    |
| 6. Jesus answered •              | • f. Jesus will answer our prayers. |
| 7. We can trust that •           | • g. is best for us.                |
| 8. He knows what •               | • h. praying for help.              |

## God's Word in My Life

Jesus tells us in the Bible that we may ask for anything in his name. The woman asked Jesus to heal her daughter. What would you like to ask Jesus for? Write it on the lines below.

Dear Jesus, please \_\_\_\_\_  
\_\_\_\_\_  
\_\_\_\_\_  
\_\_\_\_\_  
\_\_\_\_\_ . Amen.



# I Am God's Child


In Jesus' parable, the father gave sandals, a robe, and a ring to his son and put on a feast to welcome him home. Make some or all of the items as described below. God also loves you and gives you food, clothes, and the best gifts of all—forgiveness of sins and life in heaven—through Jesus, his Son.

## SANDALS



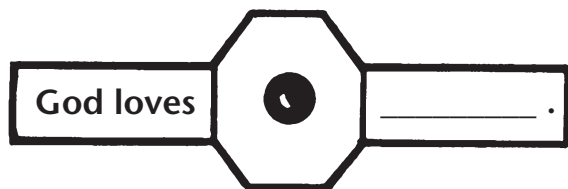
Use poster board. Trace around your shoes or feet. Cut out the shapes. Cut yarn and lace it through punch holes. Write "Walk as God's child" on the sandals. Tie them to your feet.

## ROBE




Cut a grocery bag to make a robe as shown above. Paint or decorate the robe.

## RING



Cut out the ring, write your name on it, and tape the ends of the ring together. Put the ring on your finger.

## FEAST



This Bible tells about the feast of forgiveness. Cut it out, and fold it like a book.

# A Psalm for Children

*God has been so good to me!*  
 He gives me every good thing.  
*He remembers me when I sin;*  
 I call on his mercy and he forgives me.

Rebecca M. Bishop

*Refrain*      F                      C                      Dmin                      Amin

His love en - dures, his love en - dures, his

Gmin                      F                      Gmin      C7                      F

love en - dures for - ev - er.

*Crush my sins under your feet;*  
 Throw them into the deep part of the sea.  
*Forgive all my sins;*  
 Remember your love, O God.

*Refrain*

*You have made me to be your child;*  
 You call me by my name.  
*I will praise you all my days;*  
 God has been so good to me!


*Refrain*

Refrain tune, Setting: © 1995 Rebecca M. Bishop. All rights reserved. Used with permission.

# God Loves and Forgives

The father in Jesus' story loved and forgave his son. Draw what the father had his servants put on his son. Then color the picture.

The pictures below show gifts God gives you. Trace the dotted letters, and finish the pictures. In the box, draw one more thing God gives you.






# A Father Forgives

## God's Word in the Lesson

Find out what the son said to his father when the son returned home. Do this by coloring every third letter box.

W	A	I	P	B	H	G	Y	A	C	U
V	X	T	E	N	J	S	K	R	I	Z
L	N	D	F	N	U	P	E	B	O	D

Write in the empty circles, in order, the letters from the boxes you have colored. The first one has been done for you.



Now unscramble the dark letters above to find the answer to this question.

How did the father help his son?

He \_\_\_\_\_ him.

## God's Word in My Life

Write the word that is missing in each sentence. Choose from the words in the box.

- The father in the parable is like \_\_\_\_\_ .
- The sinful son is like \_\_\_\_\_ .
- God sent \_\_\_\_\_ to die for the sins of all people.
- We are happy that God \_\_\_\_\_ our sins.

forgives
us
God
Jesus

# Forgiven!

## God's Word in the Lesson

Finish each sentence. Then draw a picture to illustrate each one.

--	--

1. The son wanted to be on his own. He wasted his money and led a \_\_\_\_\_ life. Then he got a job \_\_\_\_\_.

2. The father forgave his sinful son and gave him a \_\_\_\_\_, a \_\_\_\_\_, and \_\_\_\_\_. He celebrated by having a \_\_\_\_\_.

## God's Word in My Life

Fill in the missing words.

I am like the lost son when I turn away from God and do things that are \_\_\_\_\_ 1.

God wants me to realize that I have \_\_\_\_\_ 2 and run to him for \_\_\_\_\_ 3.


The father in the story gave his son things to wear, \_\_\_\_\_ 4 to eat, and especially his love and \_\_\_\_\_ 5.

God gives me forgiveness of \_\_\_\_\_ 6 and many other blessings here on earth.

Someday he will take me to \_\_\_\_\_ 7 to celebrate being saved through \_\_\_\_\_ 8.

# A Bunch of Blessings

In each grape below, write or draw a gift or blessing that God has given you.



# Heaven Is God's Gift

## God's Word in the Lesson

Draw a line from the end of each sentence to the picture that it goes with.

1. This is what a man owned.



2. This is what the man needed.



3. This is where the man found what he needed.



4. This is what the man gave his workers.




5. This is how the first workers felt.



## God's Word in My Life

Finish and color each gift from God. Thank him for your gifts!

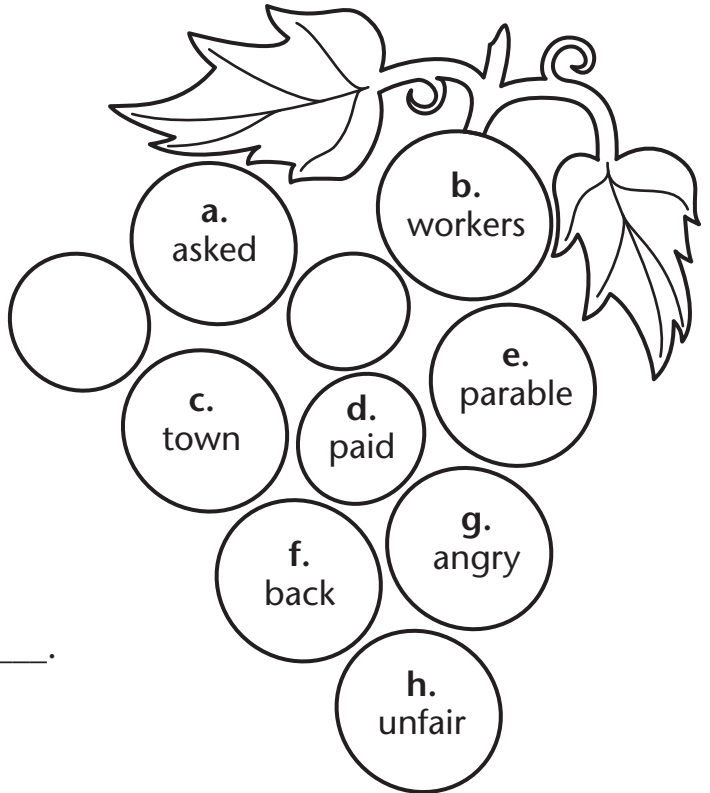


# God Gives Us a Gift

## God's Word in the Lesson

Read each sentence. Find a word in the bunch of grapes that will complete each sentence. Write the letter on the line.

1. Jesus told his disciples a \_\_\_\_.
2. A vineyard owner needed \_\_\_\_.
3. He went into \_\_\_\_ and hired some men.
4. The owner went \_\_\_\_ into town many times for more workers.
5. He \_\_\_\_ them to work in his vineyard.
6. At the end of the day, each worker was \_\_\_\_ a full day's pay.
7. Those who worked the longest became \_\_\_\_.
8. The owner said he had not been \_\_\_\_.



## God's Word in My Life

Use the code to find a special message. In each box print the letter that matches each number.

A	B	C	D	E	F	G	H	I	J	K	L	M	N	O	P	Q	R	S	T	U	V	W	X	Y	Z
1	2	3	4	5	6	7	8	9	10	11	12	13	14	15	16	17	18	19	20	21	22	23	24	25	26

23 5    3 1 14 20    5 1 18 14    8 5 1 22 5 14


9 20    9 19    7 15 4 19    7 9 6 20    20 15    21 19

# Free Gift From God

## God's Word in the Lesson and in My Life

Write or draw an answer for each question.

1. What did the first workers agree to be paid? \_\_\_\_\_
2. How many times did the owner then go back and hire workers? \_\_\_\_\_
3. What pay did each worker receive? \_\_\_\_\_
4. Draw how those who had worked all day felt when they received the same pay as the others.



5. God is like the vineyard owner. He gives the same gift to all believers. That gift is \_\_\_\_\_  
\_\_\_\_\_
6. Draw pictures that show what Jesus did to earn that gift for you.

7. Look at the Ephesians 2:8,9 memory treasure. Write words on the gifts to show what salvation is. One word is given.



# Jesus' Special Supper

## God's Word in the Lesson

Draw a line from the picture of bread to the words that complete Jesus' sentence about the bread. Then draw a line from the picture of a cup to the words that complete Jesus' sentence about the wine.

Jesus said, "This is \_\_\_\_\_."



• my blood



• my body

## God's Word in My Life

What would be a good thing for you to remember as you watch grown-ups receive the Lord's Supper? Make the child look like you. Then draw a picture of what you are remembering.



# Watch and Remember

## God's Word in the Lesson

Match the two parts of each sentence to retell the lesson.

- 1. Jesus and his disciples came •
  - 2. On Thursday Jesus and his disciples •
  - 3. Jesus said, "One of you •
  - 4. Each disciple asked, •
  - 5. Jesus gave a piece of bread •
  - 6. Judas left and went to meet •
  - 7. Jesus gave the disciples •
  - 8. Jesus said the bread •
  - 9. Jesus said the wine •
  - 10. Jesus said to do this and •
- a. ate the Passover meal.
  - b. "Am I the one?"
  - c. to Judas.
  - d. to Jerusalem.
  - e. is going to betray me."
  - f. the Lord's Supper.
  - g. with Jesus' enemies.
  - h. was his blood.
  - i. was his body.
  - j. remember him.




## God's Word in My Life

Use the code to complete the words of the sentence. Replace the number with the correct letter from the word *Thursday*. One has been done for you. Make the child look like you.

AS I WATCH GROWN-UPS RECEIVING THE LORD'S SUPPER, I CAN . . .

... REMEMBE4 1 2 7 1 JE5 3 5  
5 3 FFE4 E6 7 N6 6 IE6 TO  
 FO4 GIVE M8 5 IN5 .



1	2	3	4	5	6	7	8
T	H	U	R	S	D	A	Y



# Remember Jesus

## God's Word in the Lesson

Color the wine cup if the word next to the cup makes the sentence true. Color the bread if the word next to the bread makes the sentence true. One sentence will have both pictures colored.



Bethany



Jerusalem

1. Jesus and his disciples went to \_\_\_\_.



Thursday



Tuesday

2. They ate the Passover meal on \_\_\_\_.



John



Judas

3. The disciple who would betray Jesus was \_\_\_\_.



the Lord's  
Supper



forgiveness  
of sins

4. Jesus gave his disciples \_\_\_\_.



water



wine

5. Jesus gave his disciples bread and \_\_\_\_.



remember  
him






earn  
heaven

6. Jesus said to do this and \_\_\_\_.


## God's Word in My Life

What would be a good thing for you to remember as you watch people receive the Lord's Supper? Make the child look like you. Then write a sentence that tells what you are remembering.

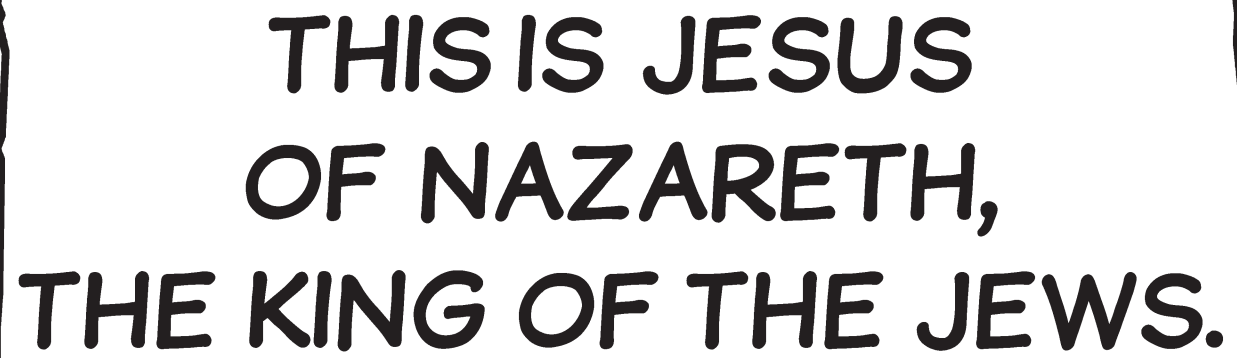




1.



2.

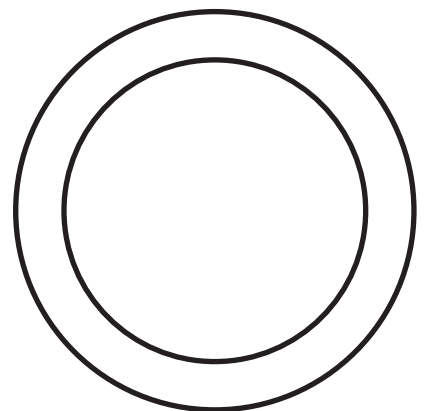
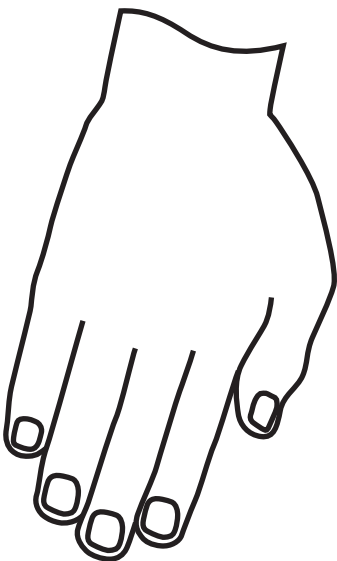

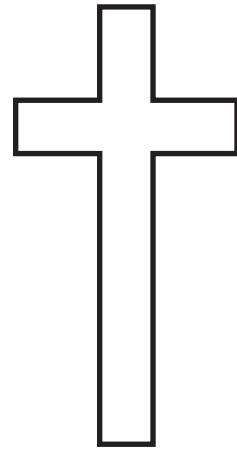



**THIS IS JESUS  
OF NAZARETH,  
THE KING OF THE JEWS.**

3.



4.




# My Best Gift

## God's Word in the Lesson

Listen to each sentence. Use the color mentioned to fill in the area that contains the picture the sentence describes.

1. Use yellow to color what Pilate told his soldiers to put Jesus on.
2. Use blue to color what the soldiers used to hold Jesus to the cross.
3. Use red to color the parts of Jesus' body that the soldiers fastened to the cross.
4. Use green to color the picture that shows what some people did as Jesus hung on the cross.
5. Use blue to color the one who earned our salvation by suffering and dying on a cross.
6. Use your favorite color for the picture that shows what Jesus feels for you.



## God's Word in My Life

In each box draw a gift God has given you. Draw your best gift inside the middle box.

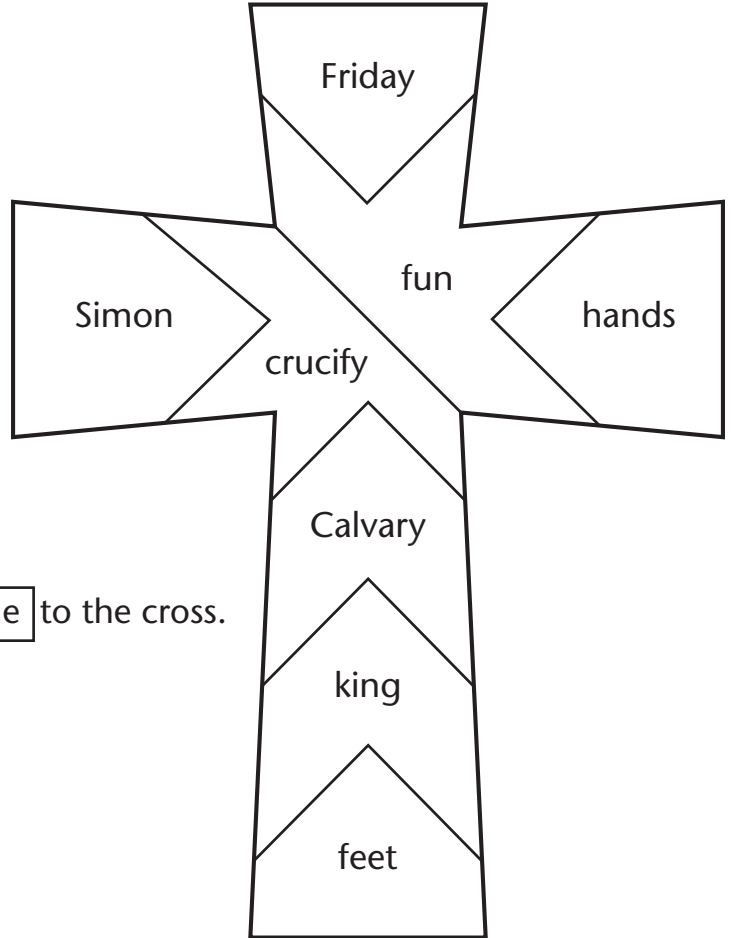
--	--	--	--	--

# Thank You, Jesus!

## God's Word in the Lesson

Find a word on the cross to complete each sentence. Then color that space on the cross with the color that is written in the box.

1. Pilate told his soldiers to yellow Jesus.
2. Jesus was crucified on a blue morning.
3. A man named blue was told to carry Jesus' cross.
4. The place where Jesus was crucified was called blue.
5. The soldiers nailed Jesus' blue and blue to the cross.
6. The sign said that Jesus was a yellow.
7. The crowd made yellow of Jesus.



## God's Word in My Life

People in the crowd made fun of Jesus while he was suffering on the cross. If you had been there, what would have been a good thing for you to say to Jesus? Write your words in the bubble.

}

---



---



---



---



---






---

# Jesus Suffered for Me

## God's Word in the Lesson

Draw a **†** (cross) on the line if the sentence is true.

- \_\_\_\_\_ 1. Pilate set Jesus free.
- \_\_\_\_\_ 2. Jesus was not able to carry his cross all the way to Calvary.
- \_\_\_\_\_ 3. Simon asked if he could carry the cross.
- \_\_\_\_\_ 4. Two thieves were crucified with Jesus.
- \_\_\_\_\_ 5. Jesus was nailed to a cross.
- \_\_\_\_\_ 6. A sign was hung on the cross.
- \_\_\_\_\_ 7. Some people in the crowd made fun of Jesus.
- \_\_\_\_\_ 8. Jesus was angry with the crowd.




## God's Word in My Life

Answer each question by finishing the sentence.


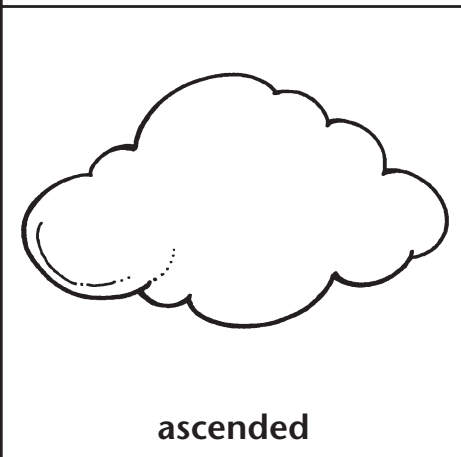
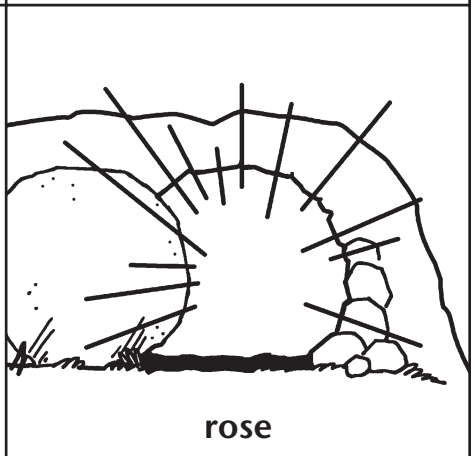

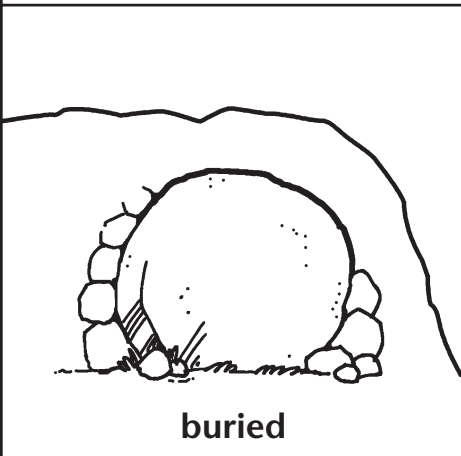


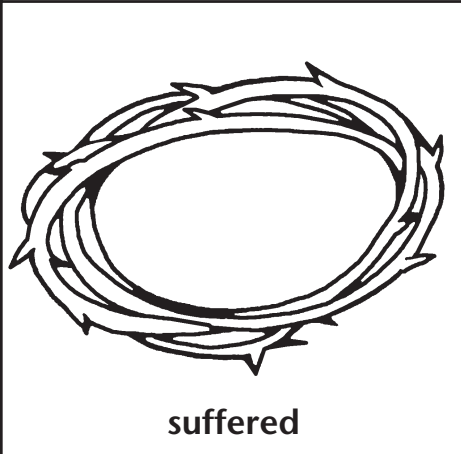


- 1. Who is Jesus? Jesus is the promised \_\_\_\_\_
- 2. Why did Jesus suffer on the cross? Jesus suffered on the cross \_\_\_\_\_
- 3. How can you show Jesus you are thankful for what he did on Calvary? I can \_\_\_\_\_

# God So Loved the World

Write the words of the John 3:16 memory treasure on the lines. Then draw Jesus suffering on the cross, and color the picture.







# Jesus Came From Heaven

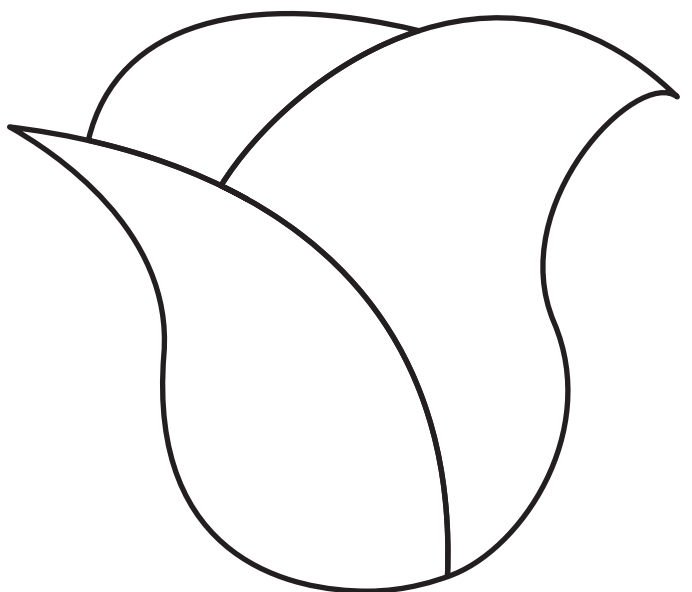
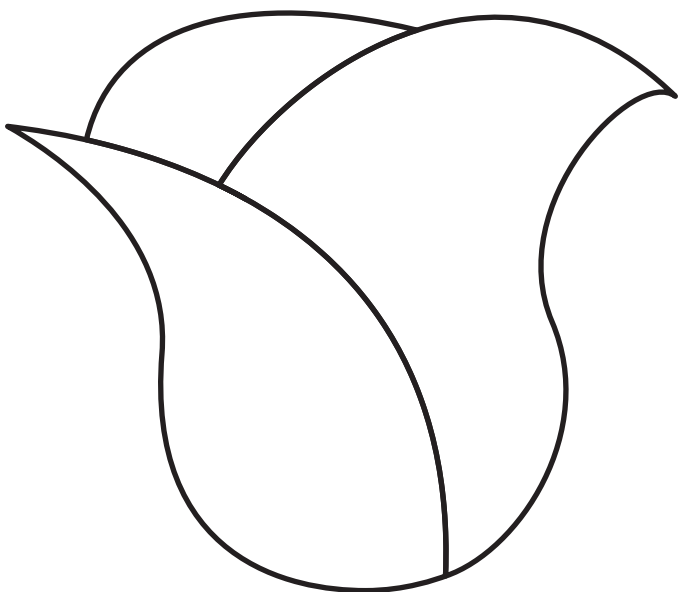
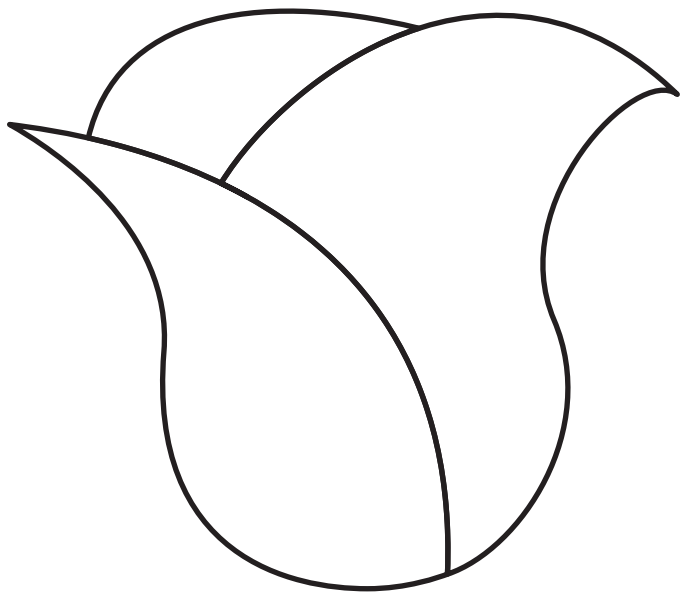
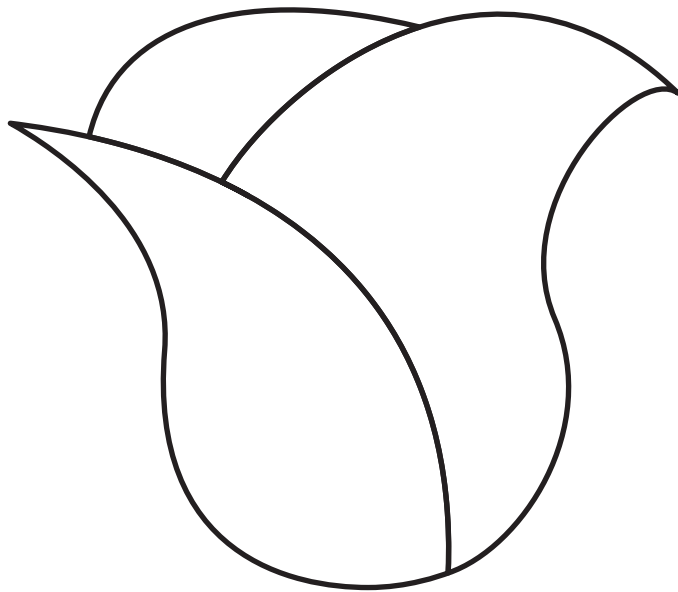
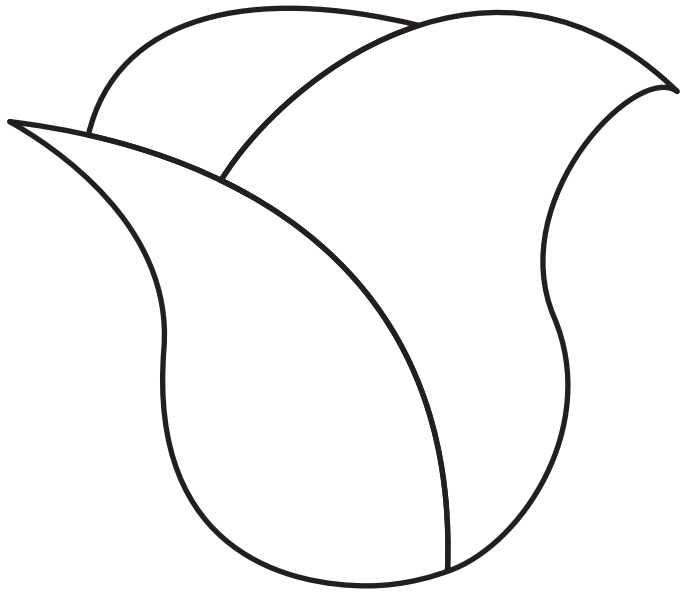
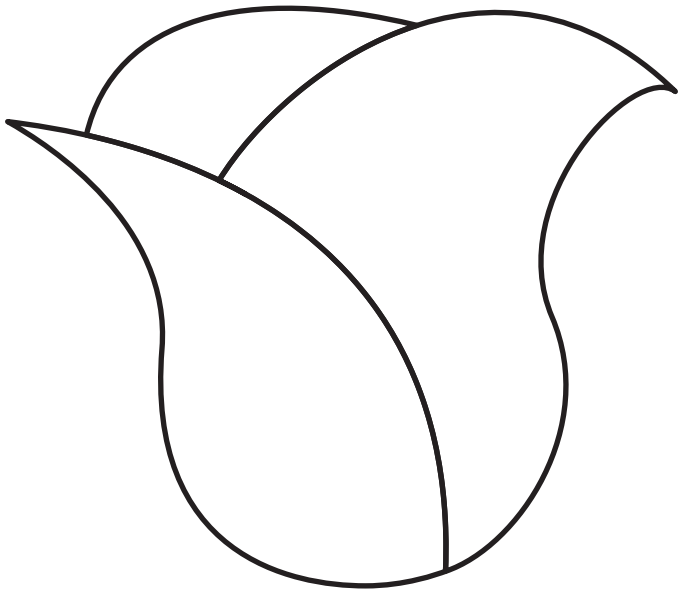
Dorothy N. Schultz

James F. Swift

Musical notation for the first system, featuring a treble and bass clef in 4/4 time. The melody is written in the treble clef, and the bass line is in the bass clef. Chords C, G, C, G, and C are indicated above the staff. The lyrics are: 1. Je - sus came from heav - en To the earth be - low, 2. Je - sus rose on Eas - ter; He's our Lord and King!

Musical notation for the second system, featuring a treble and bass clef in 4/4 time. The melody is written in the treble clef, and the bass line is in the bass clef. Chords C, G, C, G, and C are indicated above the staff. The lyrics are: Lived and died to save me, For he loves me so. To the ris - en Sav - ior Al - le - lu - ias sing!


Text: © 1989 Concordia Publishing House. All rights reserved. Used with permission.  
Setting by Carl Nolte: © 1997 Northwestern Publishing House. All rights reserved.




# He Is Alive!

## God's Word in the Lesson

Number the pictures 1-4 to show the order they happened.



A soldier used a spear to check that Jesus was dead.




The women ran to tell others that Jesus had risen.



He is risen!

An angel announced that Jesus was alive.



Friends buried Jesus.

## God's Word in My Life

Draw two places where you can worship your risen Savior.

--	--

# My Savior Lives!

## God's Word in the Lesson

Complete each sentence with a word from the box. Write your answers on the lines to the left of the sentences. One has been done for you.

	M	
	Y	
1.	S	P E A R
2. _____		_____
3. _____		_____
4. _____		_____
5. _____		_____
6. _____		_____
7. _____		
8. _____		_____
9. _____		_____
	E	
	S	

1. A \_\_\_ was used to pierce Jesus' side.
2. \_\_\_ said that Joseph could bury Jesus.
3. Jesus was buried in a \_\_\_.
4. The men put \_\_\_ on Jesus' body.
5. Some \_\_\_ watched as Jesus was buried.
6. Jesus had \_\_\_ that he would rise.
7. An \_\_\_ told the women some happy news.
8. The angel said that Jesus had \_\_\_.
9. Jesus was \_\_\_!

ANGEL    PROMISED    ALIVE  
 PILATE    SPICES    SPEAR  
 CAVE    RISEN    WOMEN

## God's Word in My Life

What happy message do you see in the boxes above? Write the message on the lines below.




# Jesus Lives!

## God's Word in the Lesson

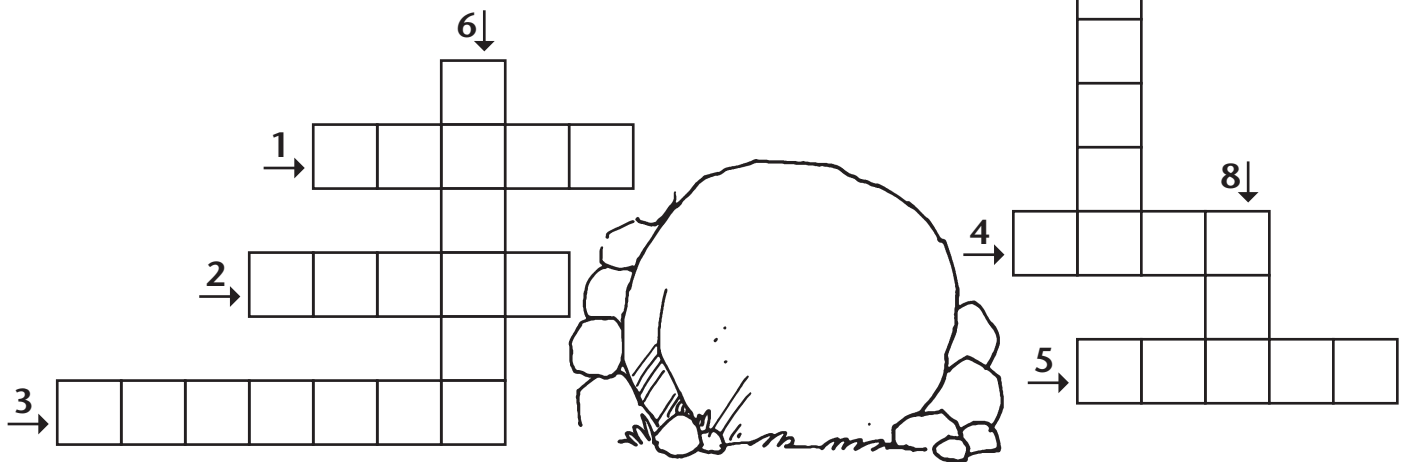
Complete the crossword puzzle. You may use your student lesson for help.

### Across:

1. This was rolled in front of the grave.
2. They watched as Jesus' body was buried.
3. The Jewish leaders wanted no dead bodies hanging on the crosses on this day.
4. Jesus' legs were not broken because he was already \_\_\_\_.
5. One of the soldiers stabbed Jesus with this.

### Down:

6. He loved Jesus and buried him in his own grave.
7. Jesus had said he would spend three days in the \_\_\_\_.
8. Jesus came to \_\_\_\_ for all people.



## God's Word in My Life

How sad it would be if the story ended with Jesus being buried! But the angel brought a wonderful message to all people. Answer the question by writing your own words. Then hold your paper up to a mirror. What hidden message do you find? Write that message on the lines.


What happened on Easter morning? \_\_\_\_\_

I can happily say . . .

**JESUS LIVES!**

# Good News

---



---

---

---

---

---

---

---

---

---

---

---

---

---

---

---

---

---

---

---

---

---

---

---

---

---

---

---

---

---

---

---

---

---

---

---

---

---

---

---

---

---

---

---


---

---


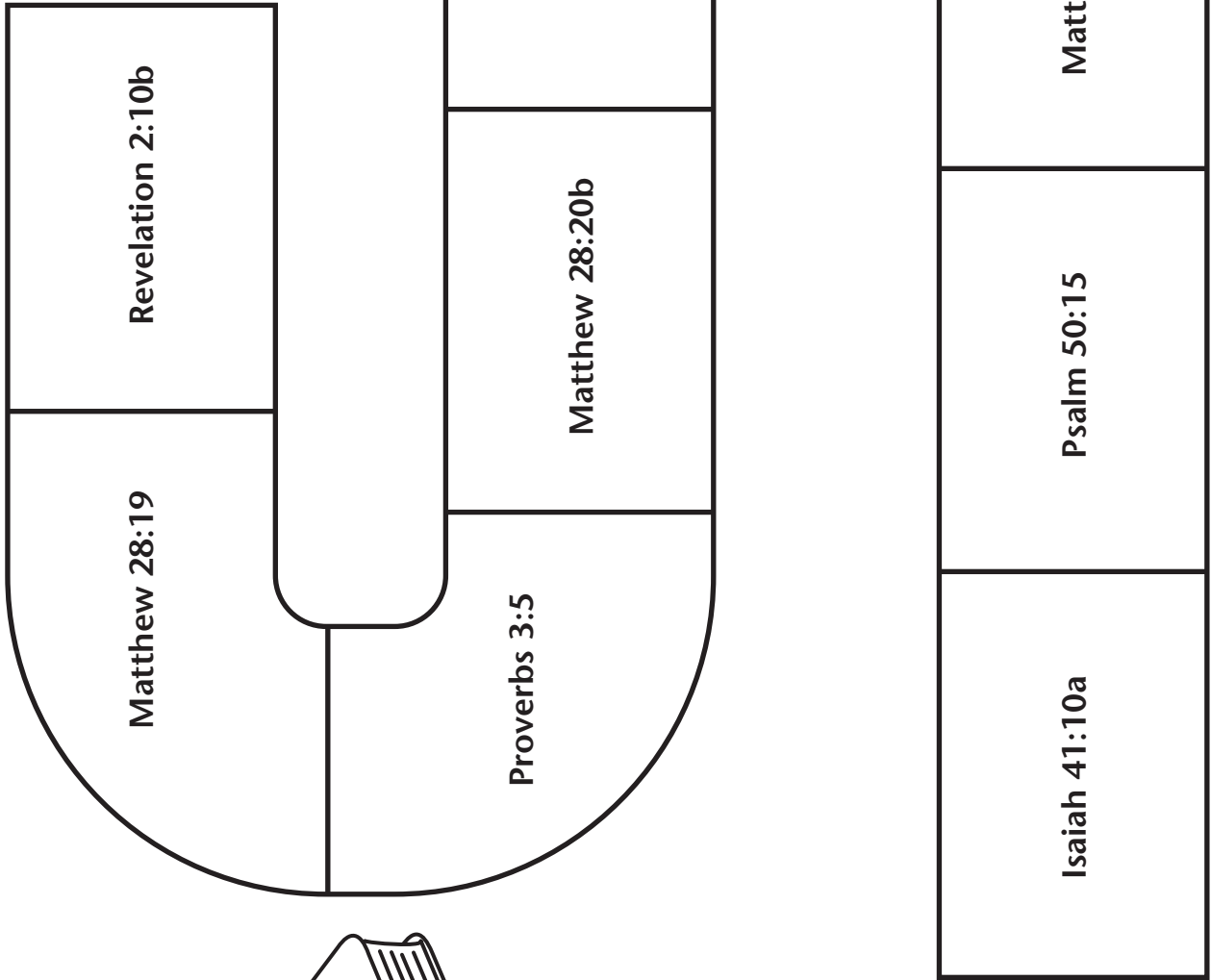
---








Homes in Heaven




Jesus will always guide us with his Word!



Children of God

# Connect the Clouds

Use these clouds to help you learn the Matthew 28:20b memory treasure. First, write one or two words of the passage on each cloud until all the words are used. You might not need all the clouds. Cut out the boxes and mix them up. Then arrange the words in the correct order.



# Jesus Guides Me

## God's Word in the Lesson

Cut out the words at the bottom of the page. Then glue each one in the correct sentence.

1.  appeared to his disciples.
2. He taught the disciples the meaning of .
3. Jesus  to send the Holy Spirit.
4. Then Jesus went up into .
5. The disciples worshiped and  God while they waited in Jerusalem.

## God's Word in My Life

Complete the sentence. Then draw your happy face.


Jesus guided his disciples by teaching them God's Word.






\_\_\_\_\_

.....

I am happy because Jesus also uses \_\_\_\_\_ to guide me.

Draw your happy face here:



praised 	promised 	Jesus 
heaven 	God's Word 	

# Jesus Ascends Through the Clouds

## God's Word in the Lesson

Draw a cloud around the correct ending of each sentence.

1. Jesus promised to
  - a. always be with his disciples.
  - b. make all of his disciples very famous.
2. The disciples were to wait in
  - a. Jerusalem.
  - b. tents on the hill.
3. Jesus promised to send
  - a. presents to them.
  - b. the Holy Spirit to them.
4. Jesus was near Bethany when he met with
  - a. his disciples.
  - b. the king.
5. Then the disciples saw Jesus
  - a. walk to Jerusalem.
  - b. go up into heaven.
6. Two angels said,
  - a. "Someday Jesus will come back to earth again."
  - b. "Jesus is waiting for you in Jerusalem."

## God's Word in My Life








Circle the letter for the correct ending of each sentence.

1. I know that
  - a. Jesus guided his disciples by teaching them God's Word.
  - b. Jesus guided his disciples by teaching them how to fish.
2. I know that
  - a. God's Word doesn't say much about Jesus.
  - b. Jesus will guide me through God's Word.
3. I know that
  - a. I will never be sad or afraid.
  - b. Jesus is always with me.

# Into the Clouds

## God's Word in the Lesson

Write the missing words in the clouds. You may use your student lesson for help.


1. Jesus promised that he would  be with his disciples.
2. He told them to wait in .
3. He would send the  to them.
4. Jesus met his disciples on a hill near the town of .
5. Jesus blessed his disciples and then  into heaven.
6. Two  said that someday Jesus will .

## God's Word in My Life

Complete each sentence to write a thank-you prayer to Jesus. Use the pictures to help you.

Thank you, Jesus, for coming to earth to \_\_\_\_\_

\_\_\_\_\_.



Thank you, Jesus, for dying to

\_\_\_\_\_

\_\_\_\_\_.



Thank you, Jesus, for giving me \_\_\_\_\_

\_\_\_\_\_.

